

Office 365 for NSW DEC Schools

Teaching & Learning



- Share assignments securely online or offline using **OneDrive**
- Create, share and collaborate on lessons
- Organise subjects and communicate with students



- Collaborate with online versions of **Word, Excel & PowerPoint**
- Create dynamic & interactive lessons with **Powerpoint**
- Track student performance with **Excel**



- Share assignments, collect homework, exams, quizzes and more with **OneNote Class Notebook & Staff Notebook**
- Revolutionise feedback with real-time coaching & recorded audio
- Share notebooks with students and protect sections



- Flip your classroom by creating **Office Mix** lessons
- Insert quizzes to check knowledge
- Gain insights and view analytics on student learning




For more info on using Office 365 in NSW Schools, go to aka.ms/nswdec365.

Ready to get started with Office 365?



STUDENTS



TEACHERS

Let's go!

Log in to the student portal at

Log in to the staff portal at

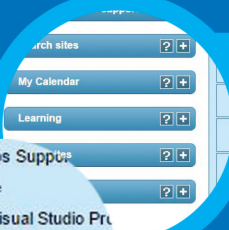
Log In
DEC User ID (e.g. jane.citizen)
[firstname.lastnameN]
Password
[*****]
Log In

LOG IN

Log In
DEC User ID (e.g. jane.citizen)
[firstname.lastnameN]
Password
[*****]
Log In

<http://student.det.nsw.edu.au>

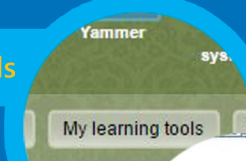
<http://staff.det.nsw.edu.au>



Click the + next to Learning

Click on My learning tools

NAVIGATE



and then Office 365 Download

and then Microsoft Office 365

GET!

Install Office

use OneNote, Word, Excel & Powerpoint

and access cloud storage on OneDrive

